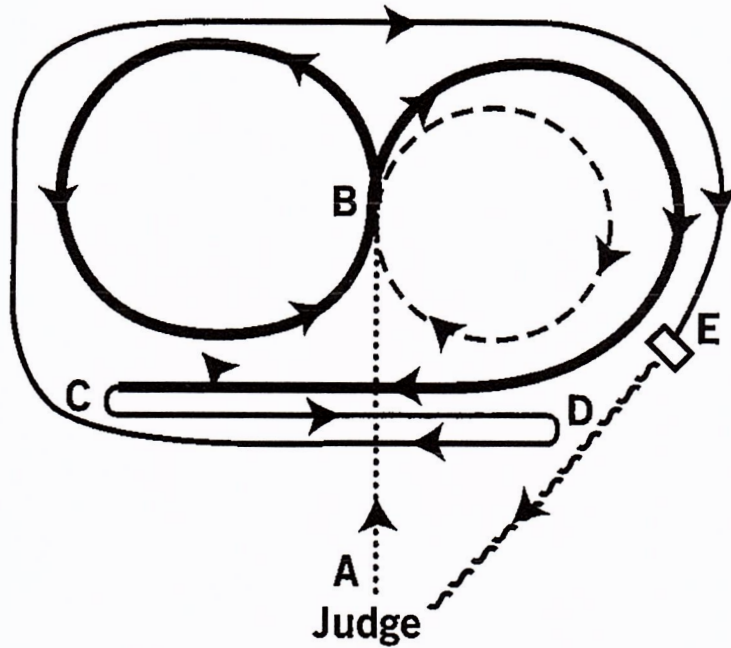


# Notes for Working Pattern W4


- \* Open riders do flying changes
- \* Encouragement, Juvenile and Junior substitute simple changes
- \* Juniors canter instead of hand gallop

## Working Pattern - W4



	POSSIBLE POINTS	ALLOCATED POINTS
1 Type, Presentation and Overall Impression	10	_____
2 Walk from A to B. At B Trot circle to the right	10	_____
3 At B Hand Gallop circle left	10	_____
4 At B Flying change and Hand Gallop right to C	10	_____
5 At C Stop, roll back left and Canter to D	10 x 2 (20)	_____
6 At D Stop, roll back right	10 x 2 (20)	_____
7 Continue at Canter right round pattern to E	10	_____
8 At E Stop, settle and Walk back to Judge on a loose rein	10	_____
<b>TOTAL</b>	<b>100</b>	_____

Horse Name and Number \_\_\_\_\_

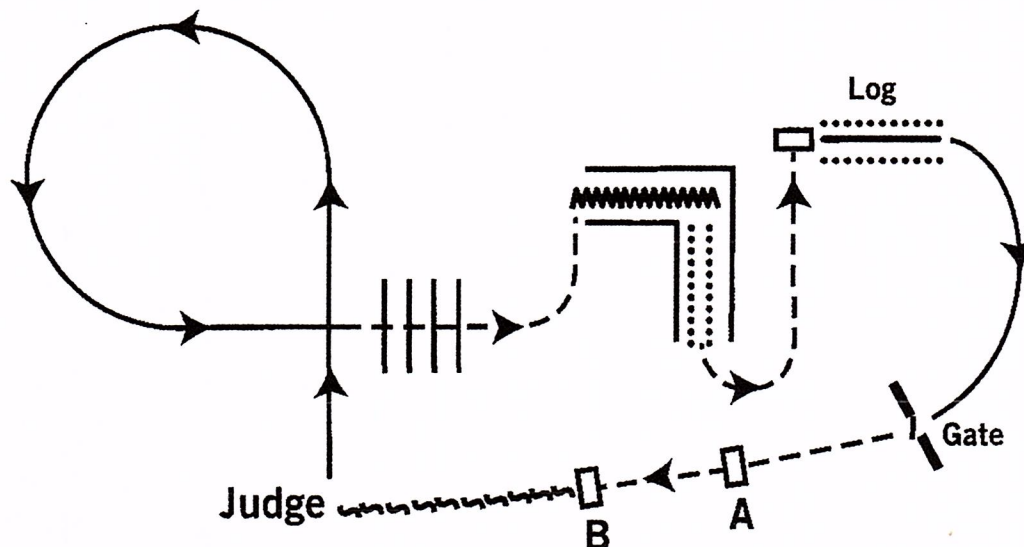


Australian Stock Horse

# Notes for Utility Pattern U4


\*Junior competitors do not need to be able to open and shut gate or mount without assistance

## Utility Pattern U4



	POSSIBLE POINTS	ALLOCATED POINTS
1 Type, Presentation and Overall Impression	10	_____
2 Canter from Judge on left lead and Canter a circle left	10	_____
3 Trot over poles on ground and continue at Trot to L shaped logs	10	_____
4 Turn and back through 1st section and then side pass to the left	10 x 2 (20)	_____
5 Turn to left and Trot to log on the ground. Halt and side pass to the right over pole	10 x 2 (20)	_____
6 Turn right Canter to gate and pass through gate, keeping hand on gate at all times	10 x 2 (20)	_____
7 From gate Trot to A and dismount	10	_____
8 Lead horse at Trot to B and remount. Walk back to Judge on loose rein	10	_____
<b>TOTAL</b>	<b>110</b>	_____

Horse Name and Number



Australian Stock Horse