

Working Stockhorse Challenge

Important Information

Type, Presentation and Overall Impression will be judged before the working pattern. Some working patterns require a whip.

3084 JUNIOR WORKING STOCK HORSE (Rider under 17yrs)

NOMINATION: \$5

PRIZEMONEY: First \$20, Second \$10, Third \$5

WORKING PATTERN: W6

3085 LOCAL WORKING STOCK HORSE

NOMINATION: \$10

PRIZEMONEY: First \$50, Second \$30, Third \$20

WORKING PATTERN: W5

3086 LADIES WORKING STOCK HORSE

NOMINATION: \$10

PRIZEMONEY: First \$50, Second \$30, Third \$20

WORKING PATTERN: W13

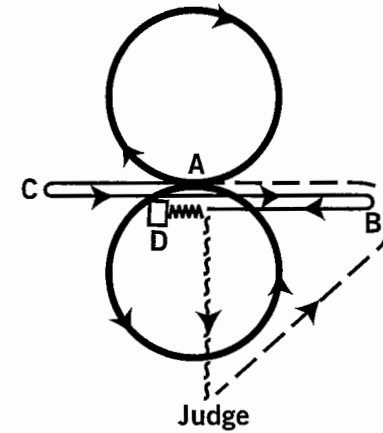
3087 OPEN WORKING STOCK HORSE

NOMINATION: \$10

PRIZEMONEY: First \$200, Second \$100, Third \$50, Forth \$15

WORKING PATTERN: 12

Working Pattern - W6



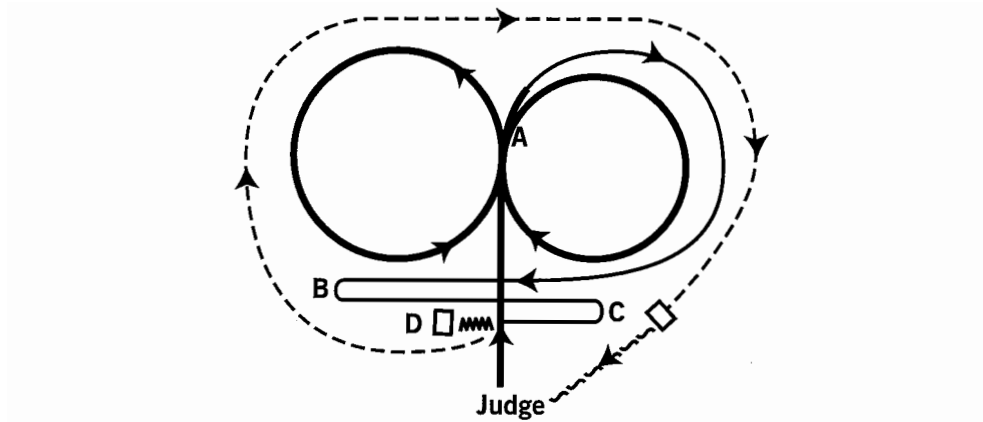
	POSSIBLE POINTS	ALLOCATE POINTS
1 Type, Presentation and Overall Impression	10	_____
2 Trot out and around B to A	10	_____
3 Hand Gallop circle right	10	_____
4 At A Flying change	10	_____
5 Hand Gallop circle left	10	_____
6 From A continue on a straight line. At C Haunch turn left	10	_____
7 Canter straight line to B and Haunch turn to the right	10	_____
8 Canter to D and Stop, settle, and Rein back	10 x 2 (20)	_____
9 Turn to Judge and Walk back on a loose rein	10	_____
TOTAL	100	_____

Horse Name and Number



Australian Stock

Working Pattern - W5



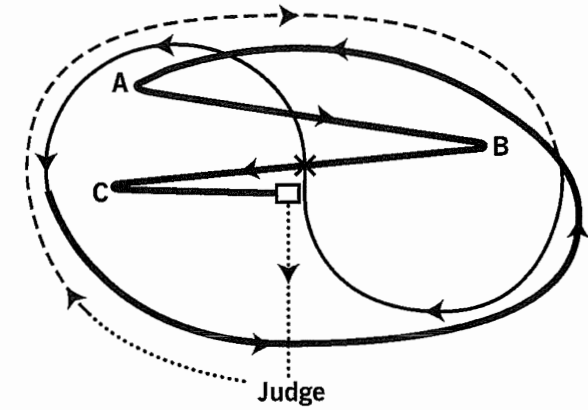
	POSSIBLE POINTS	ALLOCATED POINTS
1 Type, Presentation and Overall Impression	10	_____
2 From Judge Hand Gallop to A. At A circle right	10	_____
3 At A Flying change left, Hand Gallop circle to A	10	_____
4 At A Flying change right, Canter three quarter circle right, continue to B	10	_____
5 At B Haunch turn left and Canter to C	10 x 2 (20)	_____
6 At C Haunch turn right and Canter to D	10 x 2 (20)	_____
7 At D Stop, settle and back up 4 metres, then settle	10	_____
8 Trot right round work pattern to C	10	_____
9 At C Stop, Walk back to Judge on a loose rein	10	_____
TOTAL	110	_____

Horse Name and Number _____



Australian Stock Horse

Working Pattern - W13



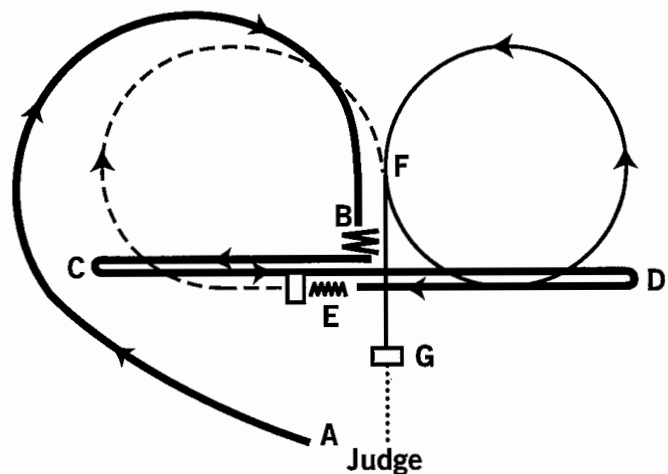
	POSSIBLE POINTS	ALLOCATED POINTS
1 Type, Presentation and Overall Impression	10	_____
2 Walk from Judge cracking whip	10	_____
3 Trot tracking right round back of area	10	_____
4 At B Canter half circle right	10	_____
5 In centre Flying change	10 x 2 (20)	_____
6 Canter half circle left around C	10	_____
7 At C Gallop large half circle around and across to A	10	_____
8 At A Haunch turn left	10 x 2 (20)	_____
9 Gallop to B, Haunch turn right and Gallop to C	10 x 2 (20)	_____
10 At C Haunch turn left	10 x 2 (20)	_____
11 Gallop to centre, Stop, settle and Walk back to Judge on a light rein	10	_____
TOTAL	150	_____

Horse Name and Number _____



Australian Stock Horse

Working Pattern - W12



	POSSIBLE POINTS	ALLOCATED POINTS
1 Type, Presentation and Overall Impression	10	_____
2 From A Gallop around to B in a large loop right	10	_____
3 At B work imaginary beast 4 turns	10 x 2 (20)	_____
4 Gallop to C, Haunch turn left	10 x 2 (20)	_____
5 Gallop to D, Haunch turn right	10 x 2 (20)	_____
6 At E Stop, settle and Rein back 5 metres	10	_____
7 From E Trot right loop to F. At F Canter circle left and continue on to G	10	_____
8 At G Stop and Walk to Judge on light rein cracking whip	10	_____
TOTAL	110	_____

Horse Name and Number



Australian Stock Horse